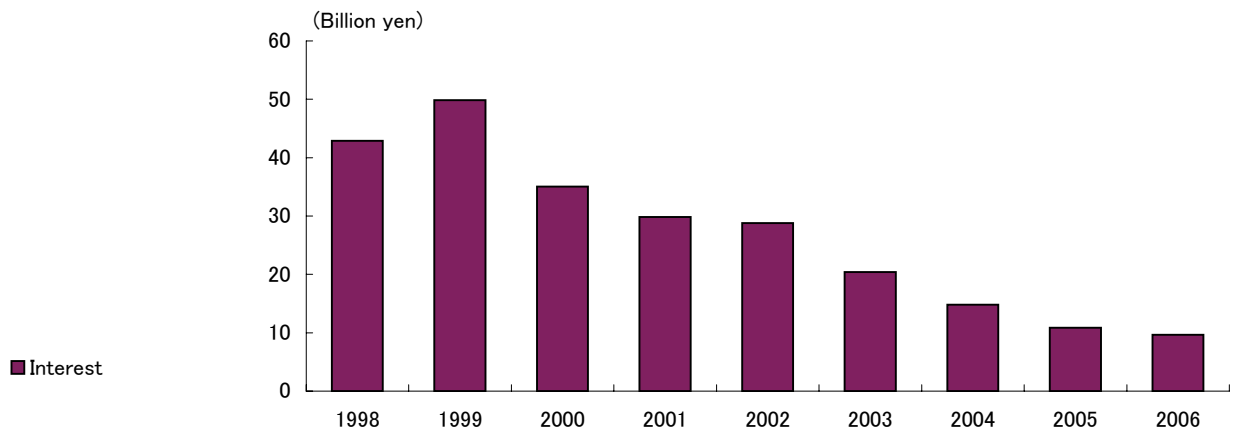
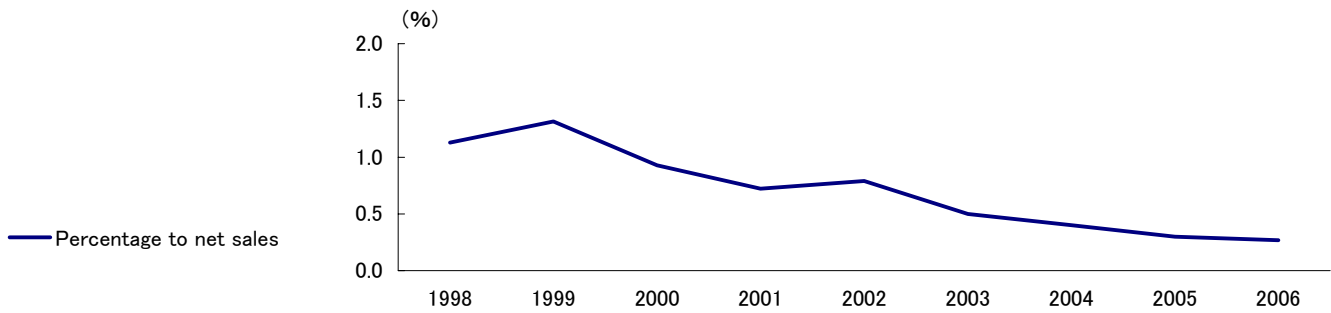
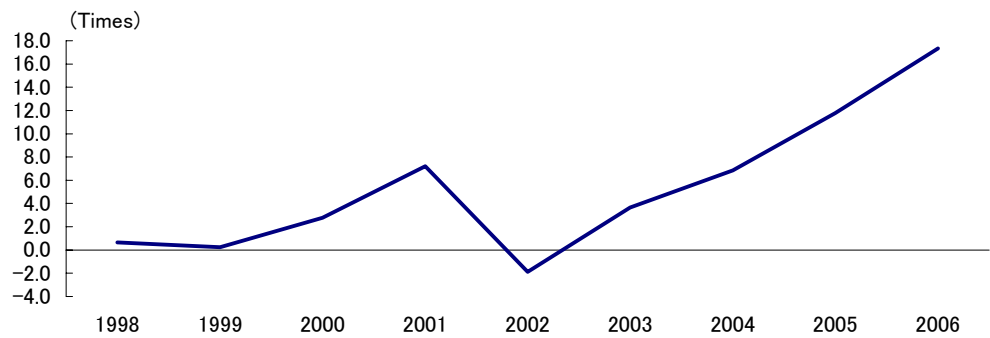


## INTEREST AND INTEREST COVERAGE

### Interest



### Interest Coverage Ratio



(Years ended March 31)

	1998	1999	2000	2001	2002	2003	2004	2005	2006
Interest (Million yen)	42,869	49,861	35,055	29,858	28,799	20,407	14,823	10,868	9,648
Interest /net sales (%)	1.1	1.3	0.9	0.7	0.8	0.5	0.4	0.3	0.3
Interest coverage ratio (Times)	0.6	0.2	2.8	7.2	(1.9)	3.7	6.9	11.8	17.3